

Baking Doritos Corn Chips Process Line

Detail Introduction :

The doritos corn chips process line refers to the set of equipment and machinery used to manufacture corn chips on a large scale. The process line typically includes a series of machines that perform specific functions, such as mixing and cooking the corn masa, forming the masa into sheets, cutting the sheets into triangular shapes, frying the chips, seasoning the chips, and packaging them for shipment. The doritos corn chips process line is designed to produce high-quality chips consistently and efficiently. Each step in the process is carefully controlled to ensure that the finished chips meet specific standards for taste, texture, and appearance. The use of automated equipment and advanced technologies helps to minimize waste, reduce labor costs, and increase production output.



The Flowchart Of Baking Doritos Corn Chips Process Line

1. Flour Mixer --- 2. Screw Conveyor --- 3. Double Screw Extruder --- 4. Shaping Machine --- 5. Cooler --- 6. Baking Machine --- 7. Flavoring Line



The Function Of Baking Doritos Corn Chips Process Line

1.Flour Mixer: Mixer makes the raw material adding to water and other chemical additive fully mixed. The mixing process ensures that the ingredients are evenly distributed and forms a dough that is pliable and easy to work with.

2.Screw Conveyor: Screw conveyor can not only convey on the level but also by any angle these materials can be conveyed in the stainless steel roller without leaking, dust pollution; meanwhile it can send the material to the feeding machine or the conditioner and directly send the discharge hole of the inflating extruder.

3.Double Screw Extruder: The dough is then extruded using a machine that shapes it into the familiar shape of Doritos. The extrusion process applies heat and pressure to the dough, which helps to create a crispy texture that is a hallmark of Doritos.

4.Shaping Machine: After extrusion, the dough is cut into individual doritos corn chips and shaped using special molds. The molds create the distinctive ridges on the surface of the chips, which provide additional texture and help the doritos corn chips to hold onto more seasoning.

5.Cooler: Prevent product adhesion

6.Baking Machine: The doritos corn chips are then dried and pre-baked to remove any remaining moisture and to give them an initial crunchiness. This step also sets the shape of the doritos corn chips and helps to create a uniform texture.


7.Flavoring Line: The final step in the process line is to add the seasoning to the doritos corn chips and mix them to perfection. The seasoning is applied using a special drum that tumbles the chips and ensures that each one is evenly coated. The doritos corn chips are then baked at a high temperature to create a crunchy texture and to bring out the full flavor of the seasonings.

Overall, the process line for baking Doritos corn chips is designed to produce a consistent and high-quality product that consumers love. Each step in the process plays a critical role in achieving the desired texture, flavor, and appearance of the chips.



The Parameter Of Baking Doritos Corn Chips Process Line



Model	Installed Powder (kw)	Powder Consumption (kw)	Output (kg/h)	Size(L*W*H)
LY100	117kw	82kw	80-100kg/h	15000*1050*1960mm
LY65	143kw	100kw	120-150kg/h	22000*1200*2200mm
LY70	187kw	131kw	200-250kg/h	24000*1500*2200mm



What's Advantage Of Doritos Corn Chips?


Delicious taste	Doritos corn chips are known for their unique and delicious taste. The chips are flavored with a variety of seasonings, including cheese, chili, and lime, making them a popular snack for people of all ages.
Crunchy texture	The chips have a crispy and crunchy texture that makes them satisfying to eat. They are made from corn masa flour, which is cooked and then fried or baked to create the crunchy texture.
Versatility	Doritos corn chips can be eaten on their own as a snack or used as an ingredient in a variety of dishes. They can be crushed and used as a coating for chicken or fish, or added to salads and other recipes for extra crunch and flavor.

Wide availability	Doritos corn chips are widely available in grocery stores and convenience stores, making them an easy and convenient snack to pick up on the go.
Affordable	Doritos corn chips are relatively inexpensive compared to other snack foods, making them an affordable option for people on a budget.



The Advantage Of Baking Doritos Corn Chips Process Line

Consistency	A baking doritos corn chips process line ensures consistency in the size, shape, and texture of the chips. This is important because consumers expect the same quality and taste every time they purchase Doritos.
Efficiency	The baking doritos corn chips process line allows for a faster and more efficient production of Doritos. This is because the line is automated, which reduces the need for manual labor and increases the production speed.
Quality Control	A baking doritos corn chips process line includes quality control measures such as sensors, cameras, and software to detect any defects or inconsistencies in the chips. This ensures that only high-quality chips make it to the packaging stage.
Customization	The baking doritos corn chips process line allows for the production of customized Doritos flavors and shapes. This is important because it helps to cater to the diverse tastes and preferences of consumers.
Cost Savings	The baking doritos corn chips process line helps to reduce production costs by minimizing waste and optimizing production efficiency. This, in turn, allows manufacturers to produce more chips at a lower cost, which can translate into cost savings for consumers.



The baking doritos corn chips process line is designed to produce high-quality chips consistently and efficiently. Each step in the process is carefully controlled to ensure that the finished chips meet specific standards for taste, texture, and appearance. The use of automated equipment and advanced technology helps to minimize waste, reduce labor costs, and increase production output.